

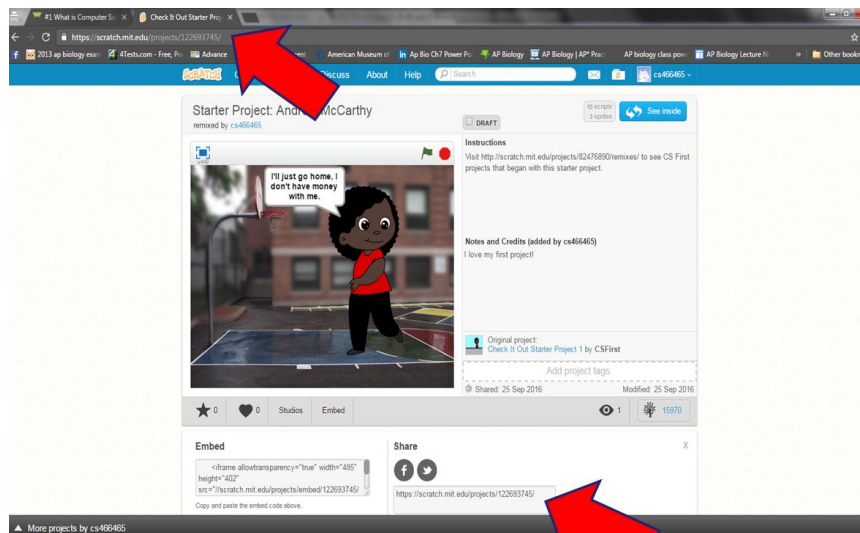
## **INTRODUCTION TO GOOGLE CS AND SCRATCH**

1. Go to <https://www.cs-first.com/>
2. Select I am a Student.
3. CLICK SIGN IN AND GET STARTED
4. CLICK Enter CLUB CODE.
5. TYPE CLUB CODE: **center71**
6. Is your location 425 west 123<sup>rd</sup>? **CLICK YES**
7. Is your club theme Storytelling? **CLICK YES**
8. Do you need a CS username and password? **CLICK YES**
9. WRITE YOUR USERNAME AND PASSWORD IN YOUR PASSPORT AND in your NOTEBOOK.

**IMPORTANT NOTE: YOU SHARE THE SAME USERNAME AND PASSWORD WITH YOUR PARTNER!**

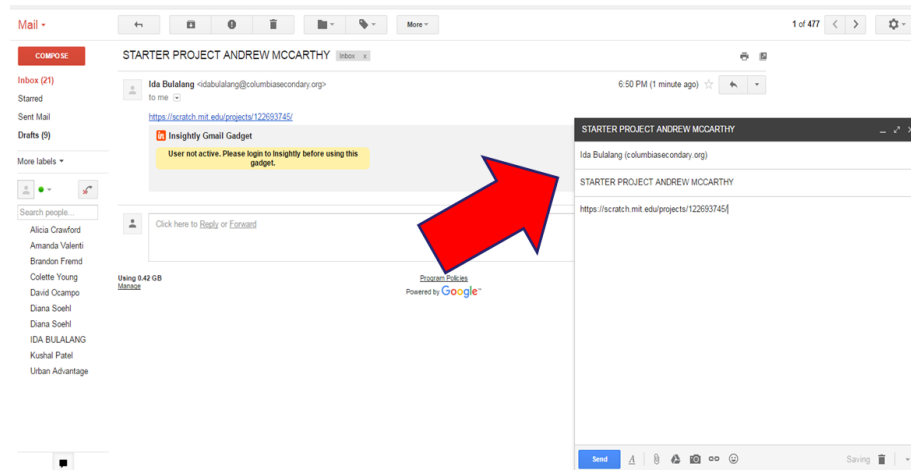
10. CLICK I'M DONE.
11. SIGN IN USING YOUR USERNAME AND PASSWORD.
12. WRITE YOUR USERNAME AND PASSWORD ON THE SIGN IN SHEET JUST IN CASE YOU LOSE YOUR PASSPORT/NOTEBOOK OR FORGOT YOUR USERNAME AND PASSWORD.
13. CLICK ACTIVITY 1.
14. USE YOUR HEADPHONE. SHARE WITH YOUR PARTNER. DECIDE WHICH EARBUD WILL BE YOURS AND YOUR PARTNERS'.
15. WATCH THE VIDEO.
16. AFTER WATCHING THE VIDEO CHOOSE A STARTER PROJECT.
17. Go to <https://scratch.mit.edu/>
18. Sign in using your Google CS username and password.
19. CLICK REMIX TO SAVE. ALWAYS CLICK SAVE BEFORE YOU LOG OUT.
20. If you're done with an activity, send me the link to my CSS email:

**idabulalang@columbiasecondary.org**



**COPY THE LINK OF COMPLETED PROJECT AND SEND ME THE LINK THROUGH EMAIL.**

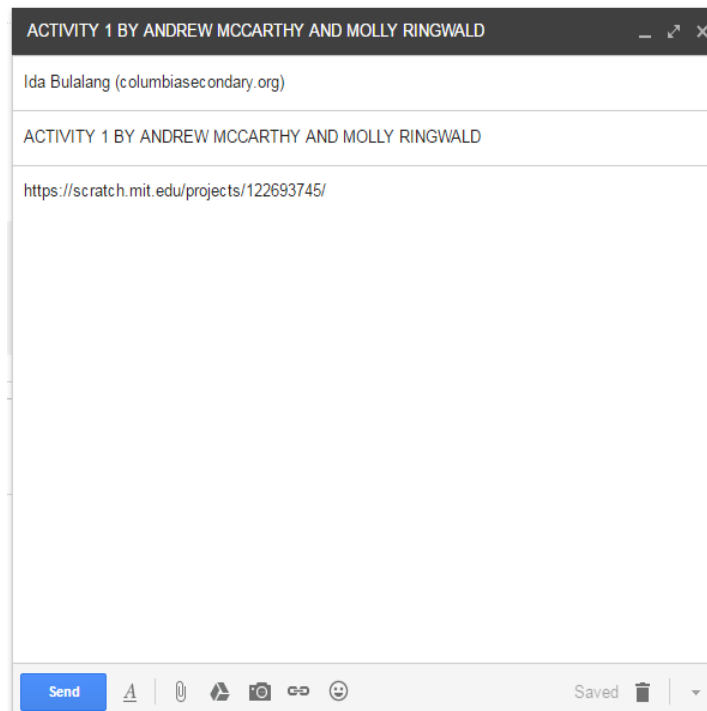
21. Use your CSS email (decide if your email or your partner's email) in sending me the link of your Activity or Project.



**USE YOUR COLUMBIA EMAIL TO SEND YOUR PROJECT LINK TO  
idabulalang@columbiasecondary.org**

22. **STARTER PROJECT DUE OCTOBER 07, 11:00PM.**

23. **FOLLOW THE FORMAT OF THE EMAIL SUBJECT when you send me the link of your activity.**



24. **YOU CAN DO THE PROJECTS AT HOME, IN SCHOOL OR IN CLASS.**

**-10 POINTS PER DAY IF PROJECT IS LATE.**

**YOU ARE GRADED BASED ON: ALL CODES ARE FOLLOWED (25%)**

**CREATIVITY (25%), COMPLEXITY (25%), PUNCTUALITY OF PROJECT (25%)**